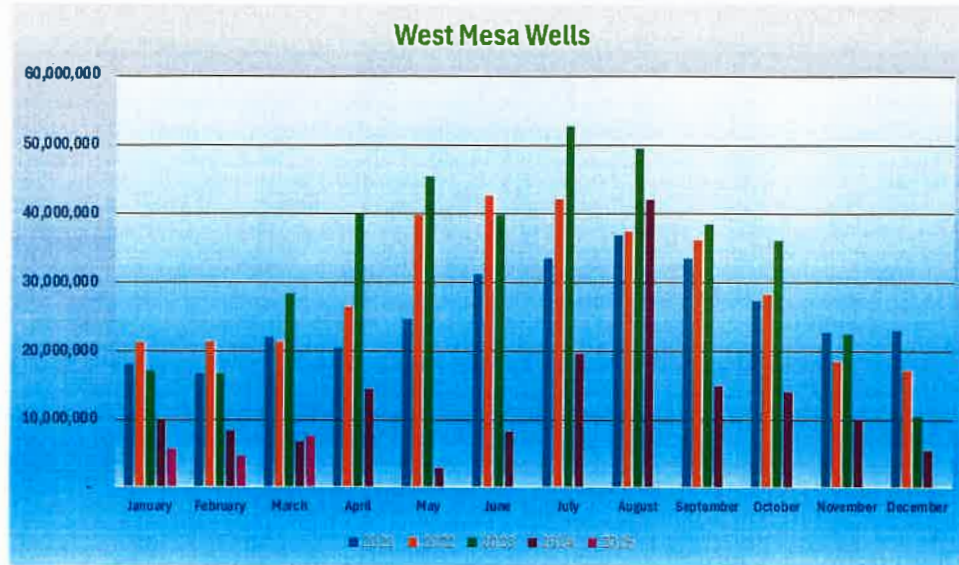


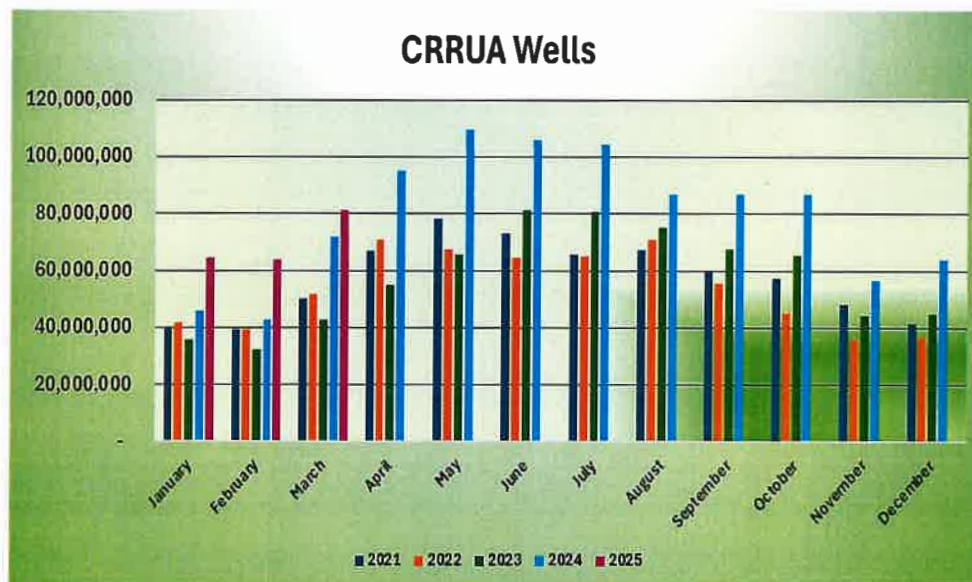
Monthly Report for March 2025

Water Systems

The **West Mesa** wells produced 7,481,000 gallons for the month of compared to 2024 when wells produced 6,794,059 gallons



The **CRRUA** wells produced 81,230,314 gallons for the month of March compared to 2024 when wells produced 71,795,545 gallons.



Water Line Repairs for the Month:

- (7) – 3/4 “ Service Lines (5706 England Dr., 1814 McNutt Rd., 105 Linda Vista Dr., 213 Mesa Verde., 116 Monte Vista, 207 Neches and 207 Edgewood)
- (4) – 1” Service Line (8037 Airport Rd., 129 3Rd St., and 191 Industrial Dr.)

- (1) – 6” Main Line (124 Aspen Dr.)
- (1) – 3” Main Line (4950 Ave. Creel)

Arsenic Removal Facilities (March 22, 2001, EPA adopted a new standard for arsenic in drinking water of 10 ppb)

Sunland Park:

Arsenic results for the month:

- April 30, 2025 – 1.7 ppb

Industrial:

Arsenic results for the month:

- April 30, 2025 – 7.3 ppb

Santa Teresa Community System:

Arsenic results for the month:

- April 30, 2025 – 6.3 ppb

Santa Teresa Border Entry:

Arsenic results for the month:

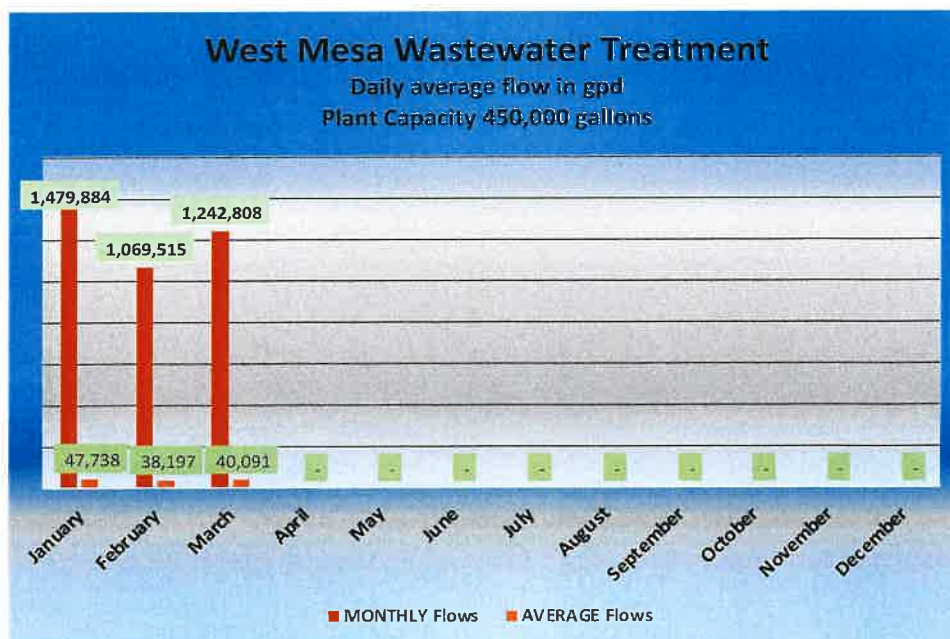
- No sample was taken.

Santa Teresa\Sunland Park
Commercial\Industrial Water Meter

No large meters installed during the month of March.

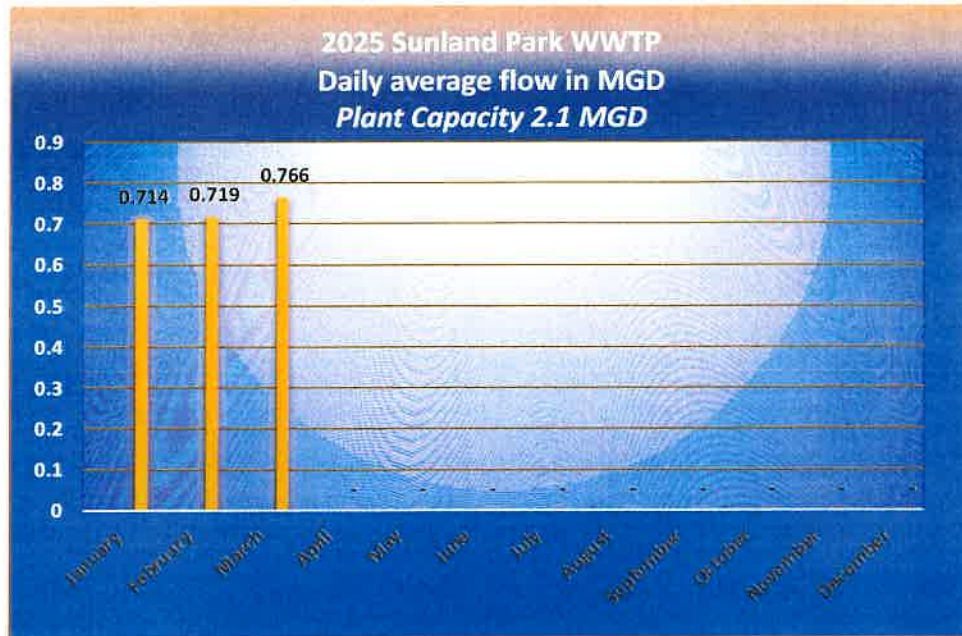
West Mesa WWTP

Total gallons treated for the month of March was 1,242,808 gallons and the average daily flow for the month was 40,091 gallons.



Sunland Park WWTP

Total gallons treated for the month of March was 23,616,000 and the average flow for the month was 766,161 gallons per day.



North WWTP

Total gallons treated during the month of March was 23,616,000 gallons and the average flow for the month was 761,806 gallons per day.

